

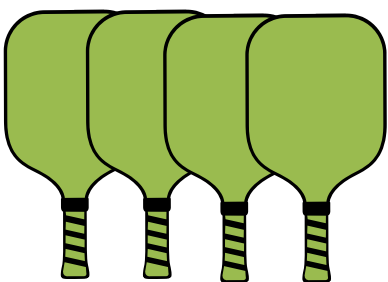
USS Pickleball Double Paddle Rotation

When a game is complete, all 4 players leave the court and return to the bench and place their paddles in the rotation. 4 new players from the bench will then start a new game.



Example:

- There are 2 courts available for play. There are 20 players who want to play. 8 players are on the court, 12 players are waiting on the bench to play.
- The 12 players waiting to play have their paddles lined up (6 on the left, 6 on the right). As new players arrive, they should place their paddles on the right side of whichever pile has the lesser number of paddles.
- When a game is complete, all players should leave the court and return to the bench. The winners will place their paddles on the right side of the winners' pile. The losers will place their paddles on the right side of the losers' pile. The 4 paddles on the left side of the pile that the handle of the center marker paddle is pointing to should start a new game.
- The center paddle should now be rotated 180 degrees to point to the opposite pile.

Winners' Pile:



Losers' Pile:



USS

